

I AM ROOT!

with Frank Voltz

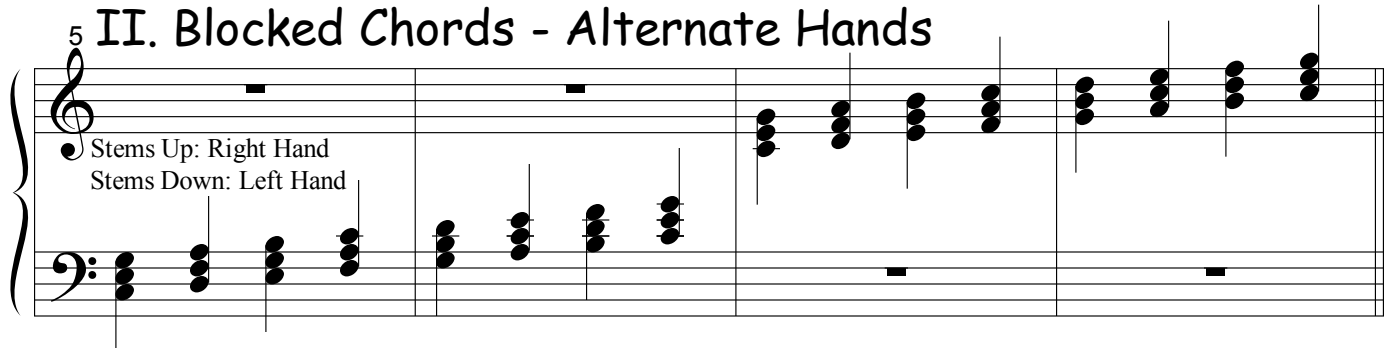
1



I. Basic Root Position

Musical notation for the first system, showing a grand staff with treble and bass clefs. The key signature is one flat (Bb) and the time signature is 4/4. The piece starts with a whole rest in both hands for the first two measures. From measure 3, the right hand plays a sequence of chords: Bb2, Bb3, Bb4, Bb5, Bb6, Bb7, Bb8, Bb9. The left hand plays a sequence of chords: Bb1, Bb2, Bb3, Bb4, Bb5, Bb6, Bb7, Bb8, Bb9.

5




II. Blocked Chords - Alternate Hands

Stems Up: Right Hand
Stems Down: Left Hand

Musical notation for the second system. The right hand plays chords with stems up, and the left hand plays chords with stems down. The sequence of chords in both hands is: Bb2, Bb3, Bb4, Bb5, Bb6, Bb7, Bb8, Bb9.

9




III. Blocked Chords - Patterns

C (I) F (IV) G (V) C (I)

Musical notation for the third system. The right hand plays chords with stems up, and the left hand plays chords with stems down. The sequence of chords is: C (I), F (IV), G (V), C (I). The piece ends with a double bar line.

14




C (I) a (vi) d (ii) G (V)

Up Down Up Down

Musical notation for the fourth system. The right hand plays chords with stems up, and the left hand plays chords with stems down. The sequence of chords is: C (I), a (vi), d (ii), G (V). The piece ends with a double bar line.

18



C (I) a (vi) d (ii) G (V)

Down Up Down Up

Musical notation for the fifth system. The right hand plays chords with stems up, and the left hand plays chords with stems down. The sequence of chords is: C (I), a (vi), d (ii), G (V). The piece ends with a double bar line.

IV. Broken Chords - Ascending

22 Place

V. Broken Chords - Descending

26 Place

VI. Broken Chords - Patterns

30

VII. Broken Chords - Arpeggios

34

38